











ATTACHMENTS CATALOG



MODEL	PICTURE	DESCRIPTION
RAPDA36		RHINO RAPDA36 AUGER ATTACHMENT (PLANETARY DRIVE): Year: 2023, Hyd. Req 16-30 gpm, Max. Auger Dia: 36 / 914 (in/ mm), Speed: 104 @ 30 gpm, Theo. Torq: 2562/3473@ 3000 psi. Weight: 345 lbs. Includes: Universal Skid Steer Mount, Top Link, Hoses, Couplers, User Guide, Parts Manual, 12 months warranty, replacement parts available. (Shown with optional bits - All Bits are sold separately)
RAPDA36-B12		RHINO RAPDA36-B12 AUGER ATTACHMENT BIT (PLANETARY DRIVE): Year: 2023, 12" (305mm) Auger Bit - Round. No. Of Teeth: 4. Tooth Style: Standard. Weight: 110 lbs.
RAPDA36-B18		RHINO RAPDA36-B18 AUGER ATTACHMENT BIT (PLANETARY DRIVE): Year: 2023, 18" (457mm) Auger Bit - Round. No. Of Teeth: 4. Tooth Style: Standard. Weight: 110 lbs.
RAPDA36-B24		RHINO RAPDA36-B24 AUGER ATTACHMENT BIT (PLANETARY DRIVE): Year: 2023, 24" (610mm) Auger Bit - Round. No. Of Teeth: 4. Tooth Style: Standard. Weight: 110 lbs.
RBA73F		RHINO RBA73F BACKHOE ATTACHMENT (FIXED): Year: 2023. Overall Width (in/mm): 47.5/1207. Digging Depth (in/mm): 73/1854. Bucket Dig Force: 3.895/17.3. Weight: 395 lbs. Includes: Hoses, flat face couplers, User Guide, Parts Manual, 12 months warranty, replacement parts available. (Shown with optional bucket - All buckets are sold separately)
RBA76S		RHINO RBA76S BACKHOE MINI ATTACHMENT (SWING): Year: 2023, Overall Width (in/mm): 47.5/1207. Digging Depth (in/mm): 76/1930. Bucket Dig Force: 3.800/16.9. Weight: 535 lbs. Includes: Control box, hoses, flat face couplers, User Guide, Parts Manual, 12 months warranty, replacement parts available. (Shown with optional bucket - All buckets are sold separately)
RBMFA101		RHINO RBMFA101 MAIN FRAME BACKHOE ATTACHMENT (NO MOUNT): Year 2023, Overall Width: 60/1524 (in/mm), Hyd. Req: 9-13/34-49 (gpm/lpm), Digging Depth: 101/2565 (in/mm), Weight: 1010 lbs. Includes: User Guide, Parts Manual, 12 months warranty, replacement parts available. (Add Backhoe half mount, loader half mount and bucket)
RBMFA101-BFMOUNT		RHINO RBMFA101 MAIN FRAME BACKHOE ATTACHMENT (BFMOUNT): Year 2023, Mount Backhoe Half.
RBMFA101-LHMOUNT		RHINO RBMFA101 MAIN FRAME BACKHOE ATTACHMENT (LHMOUNT): Year 2023, Mount Loader Half
RBA-B10		RHINO RBA-B10 BUCKETS: 10" (254 mm) (0.92 ft ³ , 26.1 ltr.) Backhoe Bucket with 3 bolt-on teeth. Weight: 72 lbs.
RBA-B12		RHINO RBA-B12 BUCKETS: 12" (305 mm) (1.2 ft ³ , 33.9 ltr.) Backhoe Bucket with 3 bolt-on teeth Weight: 76 lbs.
RBA-B16		RHINO RBA-B16 BUCKETS: 16" (406 mm) (1.86 ft ³ , 52.7 ltr.) Backhoe Bucket with 4 bolt-on teeth Weight: 95 lbs.
RBA-B18		RHINO RBA-B18 BUCKETS: 18" (457 mm) (2.14 ft ³ , 60.6 ltr.) Backhoe Bucket with 4 bolt-on teeth Weight: 95 lbs.
RBA-B24		RHINO RBA-B24 BUCKETS: 24" (610 mm) (3.1 ft ³ , 87.8 ltr.) Backhoe Bucket with 5 bolt-on teeth. Weight: 115 lbs.

MODEL	PICTURE	DESCRIPTION
RGBA96		RHINO RGBA96 GRADER BLADE ATTACHMENT: Year: 2023, Overall Width (in/mm): 96/2438. Length (in/mm) 101/2565. HP Req. 45. Weight: 1200 lbs. Includes: Hoses, Flat Face Couplers, User Guide, Parts Manual, 12 months warranty, replacement parts available. (Shown with optional Side Plates - Side Plates are sold separately)
RGBA96-EPK		RHINO RGBA96 GRADER BLADE ATTACHMENT (SIDE PLATE KIT): Single Unit, Weight : 42 lbs
R6WBA72		RHINO R6WBA72 6 WAY BLADE ATTACHMENT: Year: 2023. Straight Path (in/mm) 72/1828. Angled Path (in/mm): 63.5/1612.Angle (degrees): 30. Tilt (degrees): 10. Height (in/ mm): 24/609 Weight: 1360 lbs. Includes: Replacable Cutting Edges, Hoses, Flat Face Couplers, User Manual, Parts Manual, 12 months warranty, replacement parts available. (Shown with Adapter - All Adapter are sold separately depending on equipment brand and model)
RGWBA-ADAPTER		RHINO 6 WAY DOZER BLADE ATTACHMENT: Adapter.
R6WBA84		RHINO R6WBA84 6 WAY BLADE ATTACHMENT: Year: 2023. Straight Path (in/mm) 84/2134. Angled Path (in/mm): 74.2/1884. Angle (degrees): 30. Tilt (degrees): 10.Height (in/ mm): 24/609 Weight: 1453 lbs. Includes: Replacable Cutting Edges, Hoses, Flat Face Couplers, User Manual, Parts Manual, 12 months warranty, replacement parts available (Shown with Adapter - All Adapter are sold separately depending on equipment brand and model)
RGWBA-ADAPTER		RHINO 6 WAY DOZER BLADE ATTACHMENT: Adapter.
R6WBA96		RHINO R6WBA96 6 WAY BLADE ATTACHMENT: Year: 2023. Straight Path (in/mm) 96/2438. Angled Path (in/mm): 84.7/2151.Angle (degrees): 30. Tilt (degrees): 10. Height (in/ mm): 24/609 Weight: 1507 lbs. Includes: Replacable Cutting Edges,Hoses, Flat Face Couplers, User Manual, Parts Manual, 12 months warranty, replacement parts available. (Shown with Adapter - All Adapter are sold separately depending on equipment brand and model)
RGWBA-ADAPTER		RHINO 6 WAY DOZER BLADE ATTACHMENT: Adapter.
R6WBA108		RHINO R6WBA108 6 WAY BLADE ATTACHMENT: Year: 2023. Straight Path (in/mm) 108/2743. Angled Path (in/mm): 93.5/2374.Angle (degrees): 30.Tilt (degrees): 10. Height (in/ mm): 24/609 Weight: 1570 lbs. Includes: Replacable Cutting Edges, Hoses, Flat Face Couplers, User Manual, Parts Manual, 12 months warranty, replacement parts available. (Shown with Adapter - All Adapter are sold separately depending on equipment brand)"
RGWBA-ADAPTER		RHINO 6 WAY DOZER BLADE ATTACHMENT: Adapter.
RBMA2200		RHINO RBMA2200 BALE MOVERS ATTACHMENT (SINGLE ROUND BALE SPEAR) : Year: 2023, Cap. (lb/kg): 2200/998, Tine Type: Turned Steel. Main Tine (qty, in/ mm): 1, 42/1067. Stabilizer Tine (qty, in/mm): 2, 12/305. Weight: 129 lbs. Includes: User Guide, Parts Manual, 12 months warranty, replacement parts available.
RBMA3000		RHINO RBMA3000 BALE MOVERS ATTACHMENT (DOUBLE ROUND BALE SPEAR) Year: 2023, Cap. (lb/kg): 3000/1360. Tine Type: Turned Steel. Main Tine (qty, in/ mm): 2, 42/1067. Stabilizer Tine (qty, in/mm): 0 Weight: 146 lbs. Includes: User Guide, Parts Manual, 12 months warranty, replacement parts available.
RBAH68		RHINO RBAH68 BROOMS ATTACHMENT (HOOPER): Year: 2023, Overall Width (in/mm): 68.5/1740. Hyd. Req. (gpm/lpm): 15-25/57- 94. Brush Dia. (in/mm): 26/660. No. of Brush Segments: 34. Cap. (ft³/m³): 14.0/0.40. Weight: 920 lbs. Includes: Hoses, Flat Face Couplers, User Guide,Bolt-on Cutting Edge, Parts Manual, 12 months warranty, placement parts available
RBAH72		RHINO RBAH72 BROOMS ATTACHMENT (HOOPER): Year: 2023, Overall Width (in/mm): 82.5/2096. Hyd. Req. (gpm/lpm): 15-25/57- 94. Brush Dia. (in/mm): 26/660. No. of Brush Segments: 40. Cap. (ft³/m³): 17.0/0.48. Weight: 1035 lbs. Includes: Hoses, Flat Face Couplers, User Guide,Bolt-on Cutting Edge, Parts Manual, 12 months warranty, replacement parts available

MODEL	PICTURE	DESCRIPTION
RABA60		RHINO RABA60 BROOMS ATTACHMENT (ANGLE): Year: 2023. Hyd. Req. (gpm/lpm): 12-25/45- 95. Angled Path (in/mm): 54/1372. Brush Dia. (in/mm): 32/813No. of Brush Segments: 29. No. of Motors: 1. Brush Type: Poly/ Wire. Weight: 793 lbs. Includes: Hose Saver Kit, Hoses, Flat Face Couplers, User Guide, Parts Manual, 12 months warranty, replacement parts available.
RABA72		RHINO RABA72 BROOMS ATTACHMENT (ANGLE): Year: 2023. Hyd. Req. (gpm/lpm): 12-25/45- 95. Angled Path (in/mm): 64/1626. Brush Dia. (in/mm): 32/813. No. of Brush Segments: 35. No. of Motors: 1. Brush Type: Poly/ Wire. Weight: 866 lbs. Includes: Hose Saver Kit, Hoses, Flat Face Couplers, User Guide, Parts Manual, 12 months warranty, replacement parts available.
RABA84		RHINO RABA84 BROOM ATTACHMENT (ANGLE): Year: 2023. Hyd. Req. (gpm/lpm): 12-25/45- 95. Angled Path (in/mm): 75/1905. Brush Dia. (in/mm): 32/813. No. of Brush Segments: 41. No. of Motors: 1. Brush Type: Poly/ Wire. Weight: 915 lbs. Includes: Hose Saver Kit, Hoses, Flat Face Couplers, User Guide, Parts Manual, 12 months warranty, replacement parts available.
RBLA3500		RHINO RBLA3500 BOOM LIFT ATTACHMENT: Year: 2023.Length (in/mm):59.25/1505. Cap. (lb/kg):3500/1588 Weight: 182 lbs. Includes: User Guide, Parts Manual, 12 months warranty, replacement parts available.
RFFHC		RHINO FLAT FACE HYDRAULIC COUPLERS: Year: 2023. Male and Female Flat Face Coupler Kit, #12 Female O-Ring Boss Weight: 2 lbs.
RCWA4		RHINO RCWA4 CHIPPER WOOD ATTACHMENT: Year: 2023. Hyd. Req. (gpm/lpm): 14-24/53-91. Core Size (in/mm): 4x10/102x254. Max. Opening (in/mm): 20x20/508x508. Blade Type: 2 Reversible. Fan Dia. (in/mm): 25/635. Discharge Distance (ft/m): 20/508. Weight: 740 lbs. Includes: Hoses, Flat Face Couplers, User Guide, Parts Manual, 12 months warranty, replacement parts available.
RCPA12 (RS50S)		RHINO RCPA12 COLD PLANNER ATTACHMENT: Year: 2023. Hyd. Req. (gpm/lpm): 13-25/49-95. Tilt (degrees): +/-15. Max. Depth (in/mm): 5/127. No. of Picks:36. Working Width (in/mm): 12/305. Sideshift (in/mm): 24/610. Weight: 1033 lbs. Includes: Hoses, hose saver kit, flat-faced couplers and asphalt picks.
RCPA18 (HIGH FLOW)		RHINO RCPA18 COLD PLANNER ATTACHMENT: Year: 2023. Hyd. Req. (gpm/lpm): 24-45/91-170. Tilt (degrees): +/-15. Max. Depth (in/mm): 6/152. No. of Picks: 48. Working Width (in/mm): 16/406. Sideshift (in/mm): 24/610. Weight: 1664 lbs. Includes: Hoses, hose saver kit, flat-faced couplers and asphalt picks.
RCPA24 (HIGH FLOW)		RHINO RCPA24 COLD PLANNER ATTACHMENT: Year: 2023. Hyd. Req. (gpm/lpm): 28-45/106-170. Tilt (degrees): +/-15. Max. Depth (in/mm): 6/152. No. of Picks: 64. Working Width (in/mm): 24/610. Sideshift (in/mm): 24/610. Weight: 1925 lbs. Includes: Hoses, hose saver kit, flat-faced couplers and asphalt picks.
RCPA40 (HEAVY DUTY HIGH FLOW)		RHINO RCPA40 COLD PLANNER ATTACHMENT: Year: 2023. Hyd. Req. (gpm/lpm): 36-44/136-167, Tilt (degrees): +/-8. Max. Depth (in/mm): 5/127. No. of Picks: 89. Working Width (in/mm): 40/1016. Sideshift (in/mm): 25/635. Weight: 3125 lbs. Includes: Hoses, hose saver kit, flat-faced couplers and asphalt picks.
RCMA5		RHINO RCMA5 CONCRETE MIXER ATTACHMENT: Year: 2023. Hyd. Req. (gpm/lpm): 8/30. Drum Cap. (ft ³ /m ³): 11/0.311. Mixing Cap. (ft ³ /m ³): 5/0.142. Weight: 395 lbs. Includes: Parking Stand, Adjustable Drum Speed Control Valve, Hoses, Flat Face Couplers, User Guide, Parts Manual, 12 months warranty, replacement parts available.
RGBA72S		RHINO RGBA72S GRAPPLER BUCKET ATTACHMENT (STANDARD): Year: 2023.Overall Width (in/mm): 72/1828. Height (in/mm): 20.5/521. Depth (in/mm): 31.5/800. Grapple Opening (in/mm): 51/1295. Weight: 940 lbs. Includes: User Guide, Parts Manual, 12 months warranty, replacement parts available.
RBRGA72		RHINO RBRGA72 GRAPPLERS BUCKET ATTACHMENT: (BRUSH ROOT GRAPPLE STANDARD): Year: 2023. Overall Width (in/mm): 72/1829. No. of Tines: 9.Grapple Opening (in/mm): 38.6/980. Weight: 820 lbs. Includes: Comes complete with hoses and flat face couplers. User Guide, Parts Manual, 12 months warranty, replacement parts available.